


# LA PETITE CHENILLE QUI FAIT DES TROUS( suite)




Prénom : \_\_\_\_\_

Consigne : continue les graphismes ou le suite noir. Colorie comme tu veux puis découpe et reconstitue la chenille.





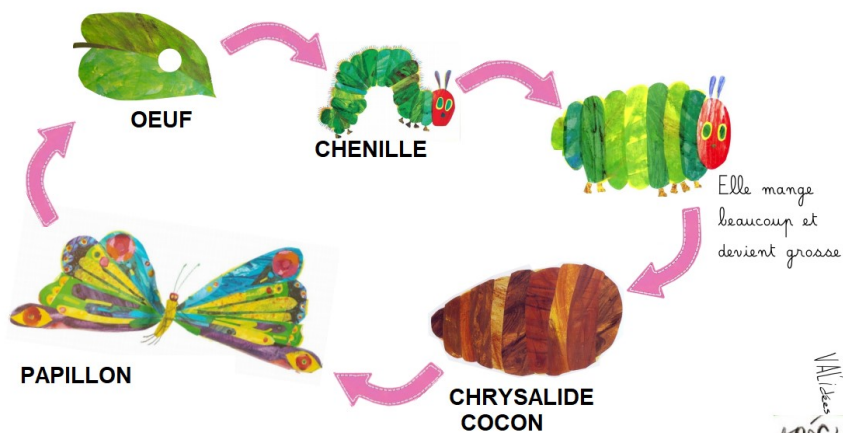
Colorie le nombre d'aliments indiqués



|   |  |
|---|--|
| 3 |  |
| 4 |  |
| 1 |  |
| 5 |  |
| 2 |  |

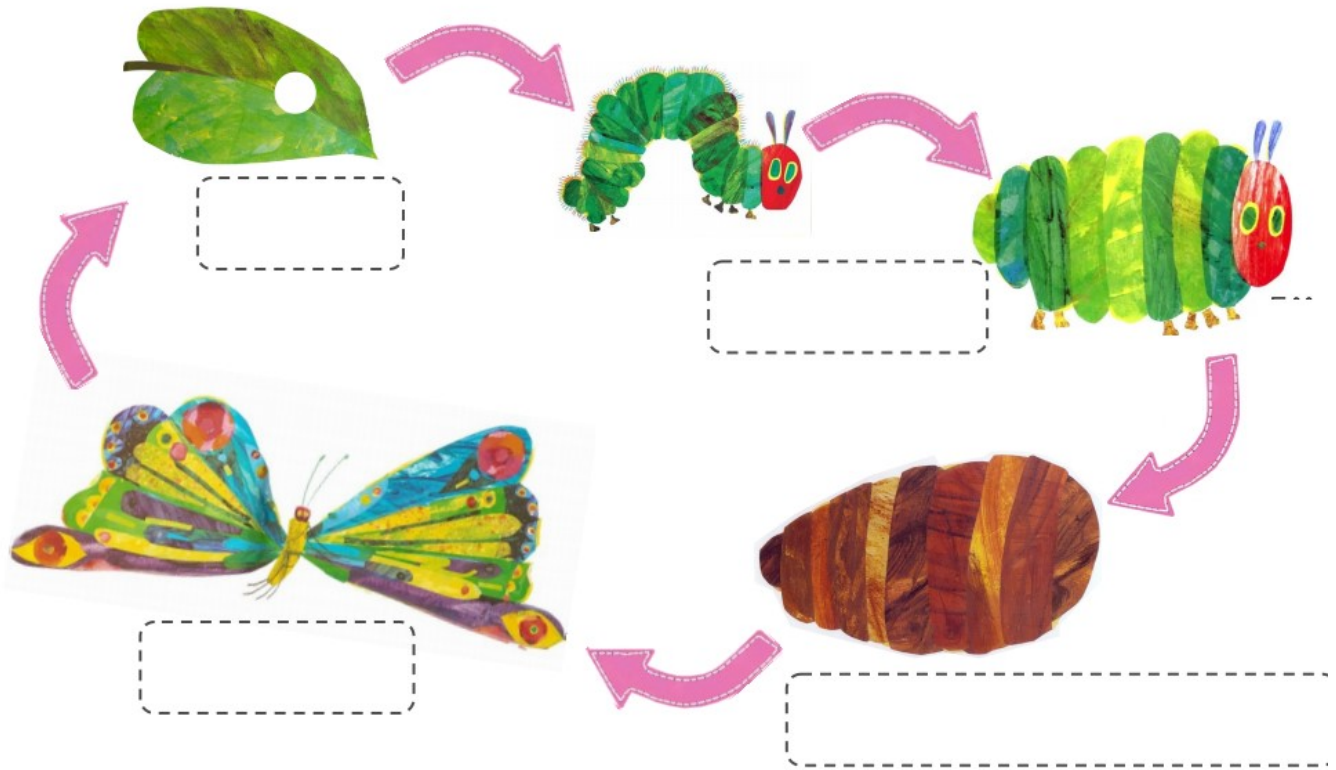
QUESTIONNER  
LE MONDE

Quand la chenille devient papillon...



écris les mots:

## PAPILLON/CHRYSLALIDE/OEUF/CHENILLE



## CHANTE ou RECITE :

- VOLE VOLE PAPILLON

<https://www.youtube.com/watch?v=1aZYCV Eebws>

- JE SUIS LA CHENILLE

<https://www.youtube.com/watch?v=gd1hq9e4xaY>

graphisme

# LES PONTS

graphisme

# LES PONTS

10 rows of tracing practice. Each row starts with a green caterpillar and ends with a food item. A dotted line connects the caterpillar to the food item, forming a series of seven arches. The first row is fully dotted. The second row is also fully dotted. The third row is fully dotted. The fourth row is fully dotted. The fifth row is fully dotted. The sixth row has a dotted line for the first arch, followed by seven vertical dotted lines. The seventh row has a dotted line for the first arch, followed by seven vertical dotted lines. The eighth row has a dotted line for the first arch, followed by seven vertical dotted lines. The ninth row has a dotted line for the first arch, followed by seven vertical dotted lines. The tenth row has a dotted line for the first arch, followed by seven vertical dotted lines.

Food items: slice of cake, pink ice cream cone, green cucumber, slice of Swiss cheese, sausage, hamburger, lollipop, slice of pizza, carrot, cupcake, slice of watermelon.

# COLORIAGE

